



National Marine Manufacturers Association

nmma.org

# ECONOMIC SIGNIFICANCE OF RECREATIONAL BOATING IN FLORIDA

## CONGRESSIONAL DISTRICT 20

Number of Recreational Boats*	<b>14,625</b>
Recreational Boating Industry Businesses	<b>148</b>
Total Jobs	<b>1,683</b>
Annual Recreational Boating-Related Spending	<b>\$87.3</b> MILLION





TOTAL ANNUAL ECONOMIC IMPACT OF RECREATIONAL BOATING:

**\$209.2** MILLION

### RECREATIONAL BOATS IN FL-20

TOTAL BOATS\* **14,625**

REGISTERED BOATS	14,625
Power boats	11,780
PWCs	2,149
Sailboats	352
Other Boats	344
HOUSEHOLDS PER BOAT	17.1

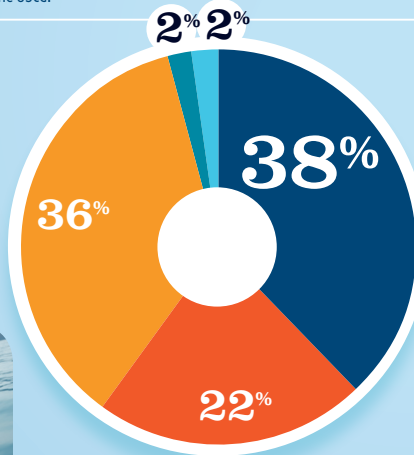


\* Total boats are registered boats as reported by states to the USCG.

### RECREATIONAL BOATING CREATES JOBS IN FL-20

TOTAL BOATING JOBS **1,108**

Boat Building	19
Motor / Engine Mfgr.	25
Accessory / Supplies Mfgr.	401
Dealers / Wholesalers	242
Boat Services	421



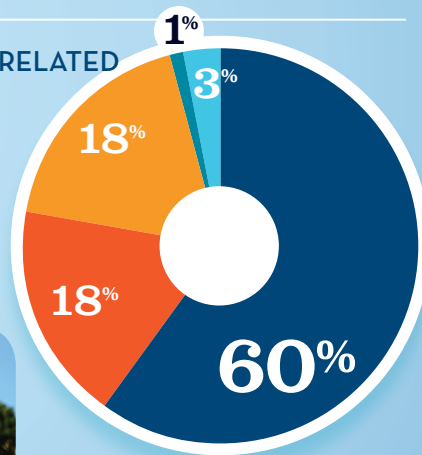
BOAT BUILDING (2%)  
MOTOR/ENG. MFGR. (2%)  
ACC./SUPPLIES MFGR. (36%)  
DLRS/WHOLESALERS (22%)  
BOAT SERVICES (38%)



### RECREATIONAL BOATING-RELATED BUSINESSES IN FL-20

TOTAL BUSINESSES **148**

Boat Building	4
Motor / Engine Mfgr.	2
Accessory / Supplies Mfgr.	27
Dealers / Wholesalers	27
Boat Services	88



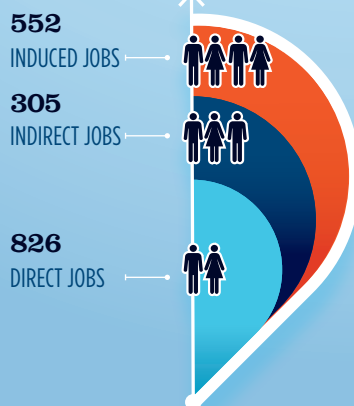
BOAT BUILDING (3%)  
MOTOR/ENG. MFGR. (1%)  
ACC./SUPPLIES MFGR. (18%)  
DLRS/WHOLESALERS (18%)  
BOAT SERVICES (60%)



### ESTIMATED JOBS IMPACT OF RECREATIONAL BOATING-RELATED SPENDING IN FL-20

EST. TOTAL JOBS **1,683**

EST. TOTAL LABOR INCOME	<b>\$70.1</b> MILLIONS
Est. Direct Income	\$29.1
Est. Indirect Income	\$16.9
Est. Induced Income	\$24.1



### RECREATIONAL BOATING INDUSTRY SALES IN FL-20

Boat Building	\$4.9
Motor / Engine Mfgr.	\$14.7
Accessory / Supplies Mfgr.	\$89.9
TOTAL MFGR. SALES	<b>\$109.5</b>

Dealers / Wholesalers	\$124.6
Boat Services	\$168.1
TOTAL RETAIL & SERVICES SALES	<b>\$292.7</b>

BOAT BUILDING (2%)  
MOTOR/ENG. MFGR. (1%)  
ACC./SUPPLIES MFGR. (18%)  
DLRS/WHOLESALERS (18%)  
BOAT SERVICES (60%)

